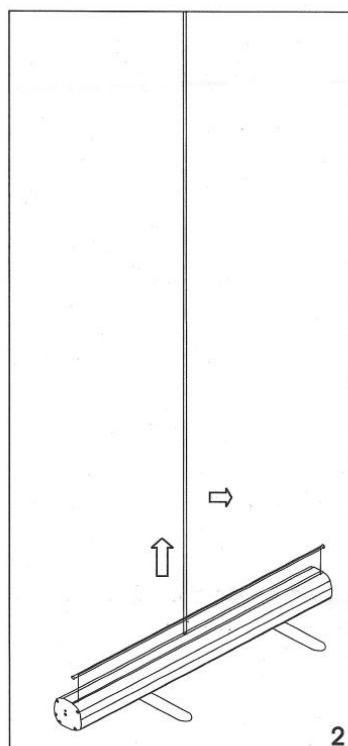
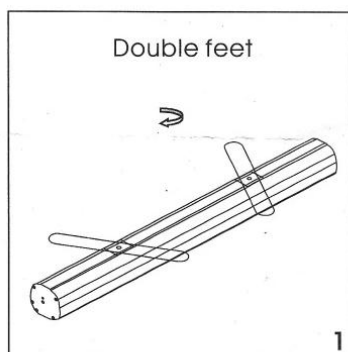




# Display Graphics Supply


## Installationsguide.

### Display Roll Up DGS-R-S-2



The graphic is pulled up according to the direction.

Put on the three-section pole and then draw out the graphic.



If you want to know the installation and change off the graphic, please see the illustration printed on the introducing-paper.